

Catch the Bus!



Hire a car club



Car clubs give you access to a car or van when you need it, perfectly maintained without the hassle or expense of ownership.

Both Zipcar and E-Car vehicles are located across Cambridge (some located in car parking spaces on University sites), for you to use for travel at work purposes. University staff can use the vehicles for travelling at work or for personal use.

Find out more by visiting the Zipcar and E-Car websites.

[www.zipcar.co.uk](http://www.zipcar.co.uk)

<https://ecarclub.co.uk/eddington/>

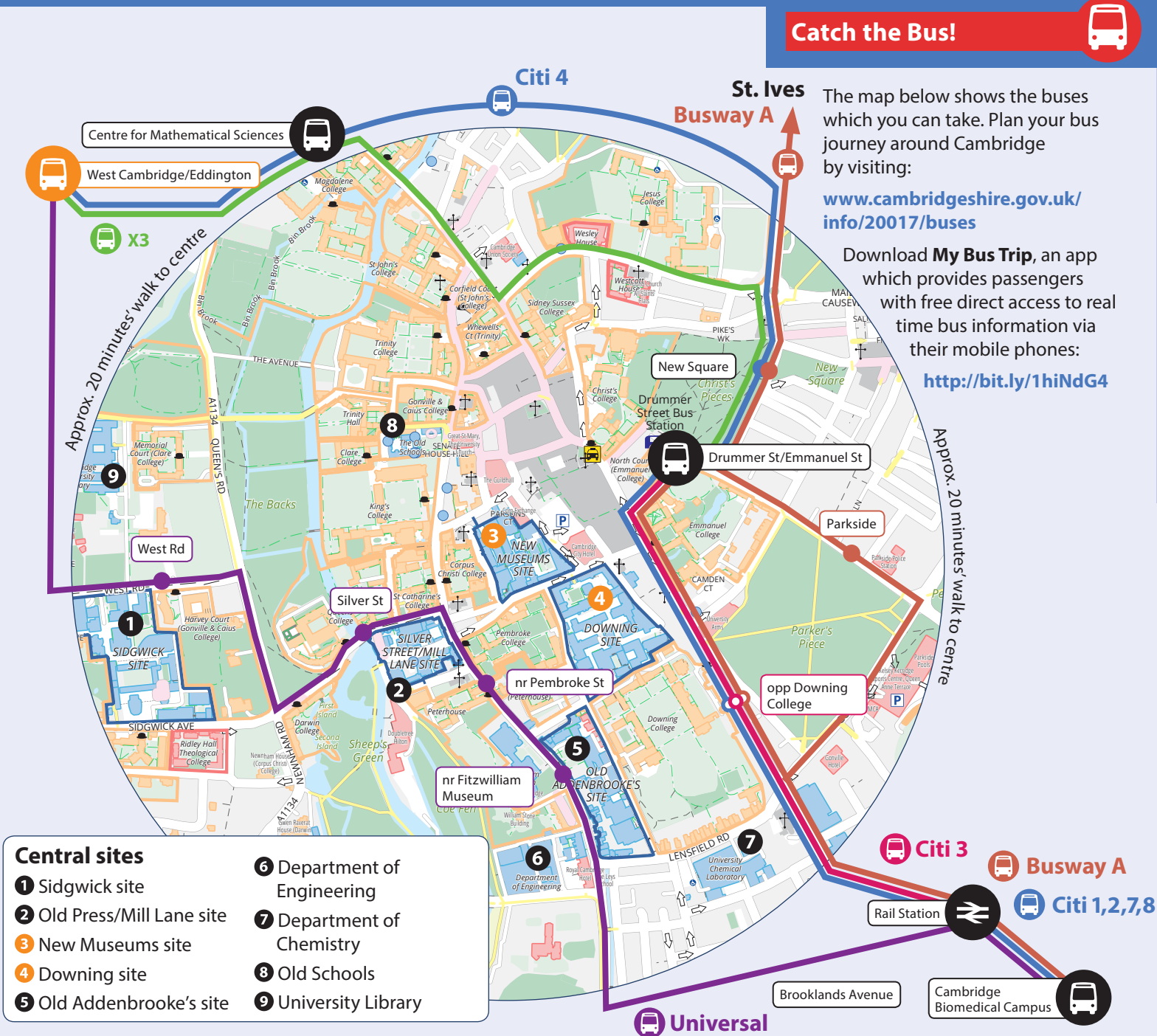
The map below shows the buses which you can take. Plan your bus journey around Cambridge by visiting:

[www.cambridgeshire.gov.uk/info/20017/buses](http://www.cambridgeshire.gov.uk/info/20017/buses)

Download **My Bus Trip**, an app which provides passengers with free direct access to real time bus information via their mobile phones:

<http://bit.ly/1hiNdG4>

It is estimated that:



- Central sites**
- 1 Sidgwick site
  - 2 Old Press/Mill Lane site
  - 3 New Museums site
  - 4 Downing site
  - 5 Old Addenbrooke's site
  - 6 Department of Engineering
  - 7 Department of Chemistry
  - 8 Old Schools
  - 9 University Library

Travel Plan initiatives

Travel to Work loan

The University's Travel to Work loan scheme can be used to purchase a bicycle and associated safety equipment or a bus ticket with an interest-free loan of up to £2,500.

<http://bit.ly/1HLN061>

Travel for Cambridgeshire

Through Travel for Cambridgeshire staff are eligible for 10% discount on season tickets for travel on the Great Northern and Abellio Greater Anglia routes (valid on season tickets purchased with a validity of one month or above). There are also discounts to help members walk and cycle to work including discounts of bicycles, accessories, clothing and cycle training. Find out more online at:

[www.tfw.org.uk/rail-discounts](http://www.tfw.org.uk/rail-discounts)

Cycle to Work scheme

The national Cycle to Work scheme allows to purchase bicycles and associated safety equipment on a tax-free basis through a salary scheme.

<http://bit.ly/1HLMTrN>

Tax relief

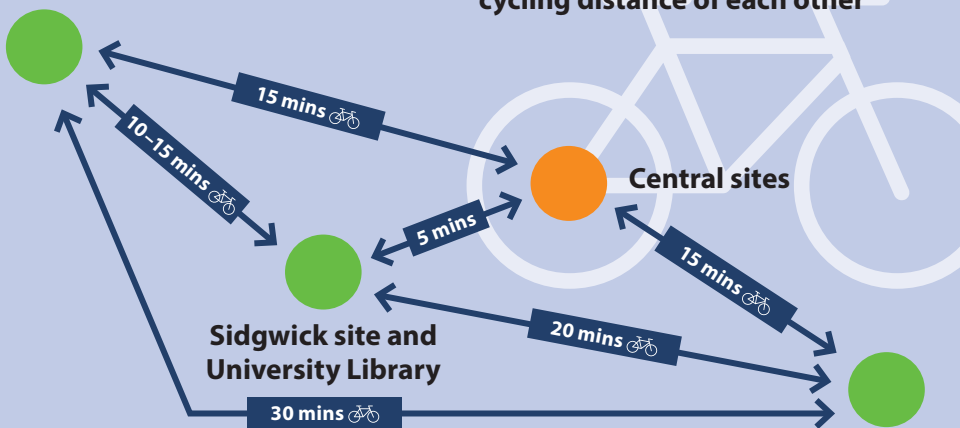
Employees can claim tax relief on 20p per mile for all business journeys made using their own bicycle, through their tax return.



Get on your bike!

West Cambridge site

All University sites are within cycling distance of each other



Cambridge Biomedical Campus

TRAVELLING TO THE **DOWNING SITE AND NEW MUSEUMS SITE**

**Catch the bus!**

This map shows some of the bus services you could use to get to **Downing site and New Museums site**.

**Park + Ride!**

Drive to one of the five Park & Ride sites located on the outskirts of the city that provide ample parking and a fast and frequent bus ride to the city centre. Plan your bus journey around Cambridge by visiting:  
[www.cambridgeshire.gov.uk/info/20017/buses](http://www.cambridgeshire.gov.uk/info/20017/buses)

**Train + Bus**

From the train station you can take the **Universal bus service**.  
The service operates every 15 mins Mon – Fri and every 20 mins on Sat.  
This bus service is subsidised for University members, just show your card.

**Go electric!**

**Do you have an electric vehicle?**  
The University allows electric vehicles to charge for free at dedicated charging points across the University. Find out more by emailing:  
[facman@admin.cam.ac.uk](mailto:facman@admin.cam.ac.uk)

**Get on your bike!**

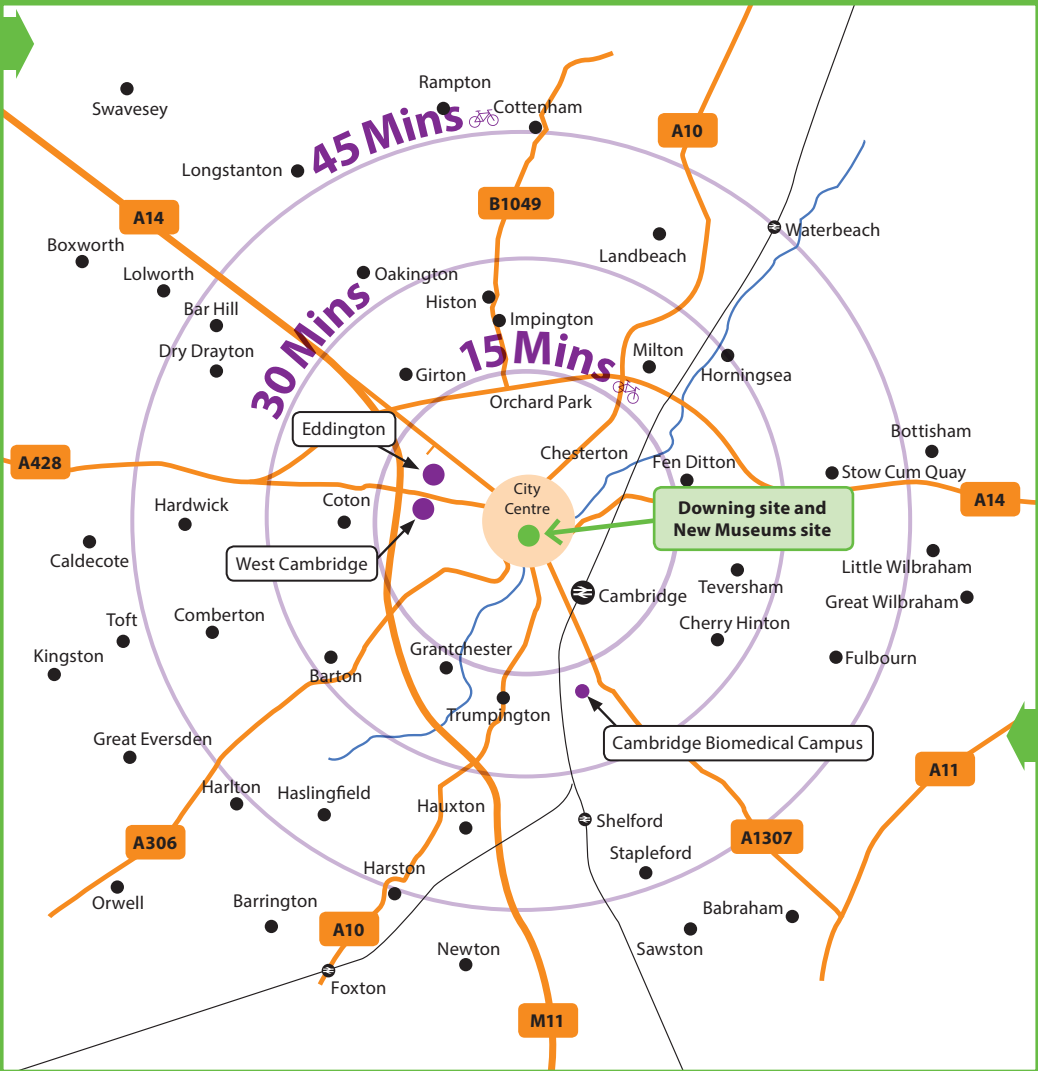
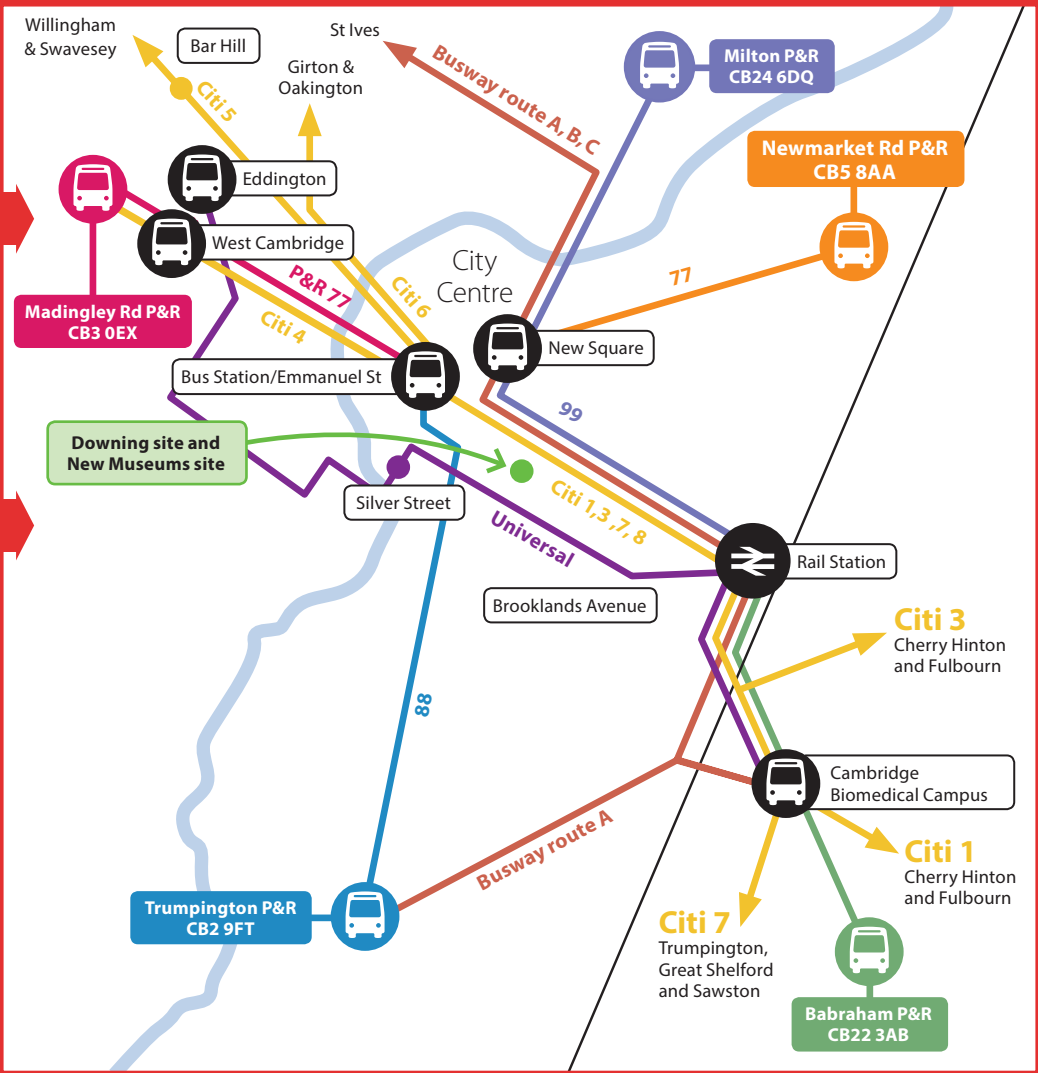
Get cycling to save money, keep fit and enjoy your commute. The map on the right shows typical cycling times to get to the **Downing site and New Museums site**, based on a moderate cycling speed of 10 miles per hour, as the crow flies. Plan your route based on whether you want the quietest route or the fastest route using Cycle Streets: [www.cyclestreets.net](http://www.cyclestreets.net)

For more information visit [www.environment.admin.cam.ac.uk](http://www.environment.admin.cam.ac.uk)  
To access the University of Cambridge map, visit [map.cam.ac.uk](http://map.cam.ac.uk) or download the Visit Cambridge App.



This leaflet is printed on 100% recycled paper by a supplier that is

- **Certified as Carbon Neutral**
- **Uses 100% renewable energy**
- **Has Absolute Zero-Waste to Landfill**



**Your guide to travelling to and from the University and between University sites**

**Downing site and New Museums site**



**Car Share!**



Why not share your car journey to reduce the costs of driving to work? The University has a dedicated website helping you to find other University staff to share your commute with.

**How do you start car sharing?**

- 1 Register online at [www.camuni.liftshare.com](http://www.camuni.liftshare.com)
- 2 Register your journey to work
- 3 Look for University staff who travel the same route
- 4 Get in touch with them to organise a match!
- 5 If there isn't a match already you will be informed when somebody with your journey registers.

How much would you save from car sharing? Try the fuel saving calculator: [www.liftshare.com/content/savings\\_calculator.asp](http://www.liftshare.com/content/savings_calculator.asp)



**Car parking**



A permit is required to park in one of the University car parks and spaces are limited to staff who meet the set of criteria. Find out more online at:

[www.admin.cam.ac.uk/offices/em/facilities/carparking.html](http://www.admin.cam.ac.uk/offices/em/facilities/carparking.html)

**Park + Cycle!**



You can to drive to **West Cambridge**, park in the car park, pick up your bike from a secure cycle locker and continue your journey by bike. To request a parking permit, email:

[facman@admin.cam.ac.uk](mailto:facman@admin.cam.ac.uk)